





# COMPLETE SEATING SOLUTIONS

## ABOUT US

Comfort Company manufactures seating and postural support systems designed for people with a wide range of rehabilitation needs. We are committed to providing our customers with quality products designed for comfort, durability, and ease of use for pediatric, geriatric, or bariatric users. Our vision is to lead in the development, manufacturing, and delivery of the most innovative seating & postural solutions which provide the highest level of comfort, functionality, and quality of life.

## CONTACT

P: 00353 (0)719163905

F: 00353 (0)719163918

[www.lcseating.ie](http://www.lcseating.ie)

LC SEATING LTD  
UNIT 1  
GRANGE BUSINESS PARK  
GRANGE  
CO. SLIGO  
IRELAND

Products may be covered by one or more patents or pending patent applications. See [www.comfortcompany.com/ip](http://www.comfortcompany.com/ip)

## BACK SUPPORT SYSTEMS

---

### ACTA-BACK®

ACTA-BACK® 10

ACTA-BACK® DEEP 11

ACTA-BACK® CONTOUR 12

ACTA-BACK® LTS 13

### ACTA-RELIEF™

ACTA-RELIEF™ 14 - 15

ACTA-RELIEF™ LTS 14 - 15

### ACTA-EMBRACE™

ACTA-EMBRACE™ 16 - 17

ACTA-EMBRACE™ LTS 16 - 17

### GENERAL USE

ELEMENTS® BACK 18

VISCO BACK® 19

RADIUS BACK® 19

## BACK SUPPORT ACCESSORIES

---

BODILINK™ HEAD SUPPORT PADS & HARDWARE 20 - 21

LATERAL TRUNK SUPPORTS & HARDWARE 22 - 23

## SEATING SURFACES

ACTA-EMBRACE™ ATI	28 - 29
M2 ATI	30 - 31
ACTA-EMBRACE™	32
M2	33
MAXX®	34
RIDGE	34
HYALITE®	35
ASCENT	35
CURVE®	36
ELEMENTS® WITH GEL	36

## SEATING SURFACE ACCESSORIES

LATERAL THIGH SUPPORTS	37
RIGID INSERT	37
REMOVABLE SOLID SEAT PAN	37
BODITRAK LT PRESSURE MAT & TABLET	38
REPLACEMENT COVERS	39
INCONTINENT PROOF LINER	39

## ACCESSORIES

COMFORT FOOT SINGLE	41
COMFORT FOOT DOUBLE	42
FLEXION FOOTBOX™	43
CALF PROTECTOR	43
QUICK RELEASE AMP	44
SWING-AWAY AMP	45
COMFORT ARM®	46 - 47

## COMFORT DESIGNS

ACTA-BACK®	48
ACTA-BACK® DEEP	48
ACTA-EMBRACE™	48
ACTA-RELIEF™	48

*Product information is subject to change.*


## STRETCH-AIR™

Stretch-Air™ is designed to be airy and breathable with superior stretch. Latex-free Stretch-Air™ provides heat dissipation for comfort while the multi-directional stretch contributes to pressure relief by allowing the user to gain the full benefits of the back support or cushion design.



## COMFORT-TEK™

Comfort-Tek™ is smooth and strong yet extremely soft for amazing comfort. The multidirectional stretch provides pressure relief by allowing the fabric to better conform to the individual's unique shape. Designed for infection control and as an incontinence barrier, latex-free Comfort-Tek™ is easily cleaned with common disinfectants.



## REFLECTIVE PIPING

Comfort Company back supports and cushions feature reflective piping to ensure we are doing our part to promote safety and protect the wheelchair user. Reflective piping has the ability to return a large portion of light directly back to the source it came from, allowing it to be seen from up to 500 feet away in low light conditions.

*Patent Pending*



## GLIDEWEAR®

The GlideWear® shear reduction panel is specifically designed to reduce the risk of Decubitus Ulcer formation and also promotes the healing process of existing problem areas. GlideWear® is lightweight, breathable and reduces moisture buildup for micro-climate control. This allows GlideWear® to help maintain skin integrity as well as promote the healing of existing wounds.

*U.S. GlideWear® Patent No. 8,646,459*



### WEIGHT CONVERSION

Pounds	Kilograms	Pounds	Kilograms
100 lbs	45.4 kg	350 lbs	158.8 kg
150 lbs	68.0 kg	400 lbs	181.4 kg
200 lbs	90.7 kg	450 lbs	204.1 kg
250 lbs	113.4 kg	550 lbs	249.5 kg
300 lbs	136.1 kg	750 lbs	340.2 kg
330 lbs	149.7 kg		

### SIZE CONVERSION

Inches	Centimeters	Inches	Centimeters
10"	25.4 cm	22"	55.9 cm
12"	30.5 cm	24"	61.0 cm
14"	35.6 cm	26"	66.0 cm
16"	40.6 cm	28"	71.1 cm
18"	45.7 cm	30"	76.2 cm
20"	50.8 cm		

# BACK SUPPORTS

---

Comfort Company back support systems represent the leading edge in innovative, customizable wheelchair back supports. Our full line of back supports ensure the ideal fit for every user. From general use to a complete custom system, our back supports offer seating solutions as unique as the individual using them.



**\*ALL NEW**

# COMPASS® 4 HARDWARE

The all new, patented Compass® 4 Hardware is stronger, lighter, and now independently adjustable in depth and angle of recline. The Compass® 4 Hardware is easier to adjust and has a wider range of motion than leading competitor hardware.

U.S. Patent No. 7,104,610 and 7,891,739

## COMPASS® 4 HARDWARE FEATURES



## COMPASS® 4 HARDWARE FIT

### CANE CLAMP

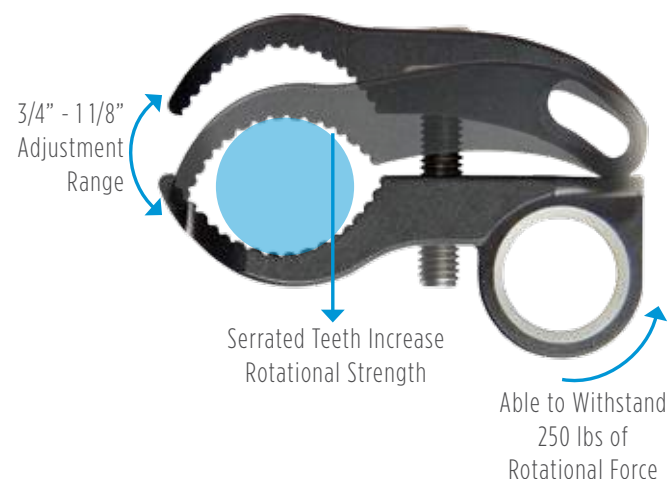
Fits expanded size range of 3/4", 7/8", 1", and 1 1/8" diameter tubing, and the clamp only requires 1 1/2" of space on each cane for mounting.

### INDUSTRY LEADING ROTATIONAL CLAMP STRENGTH

**Compass® 4 = 250 lbs**

Previous Compass® = 150 lbs

Leading Competitor = 150 - 200 lbs



## COMPASS® 4 HARDWARE ADJUSTABILITY

### RANGE OF DEPTH ADJUSTABILITY

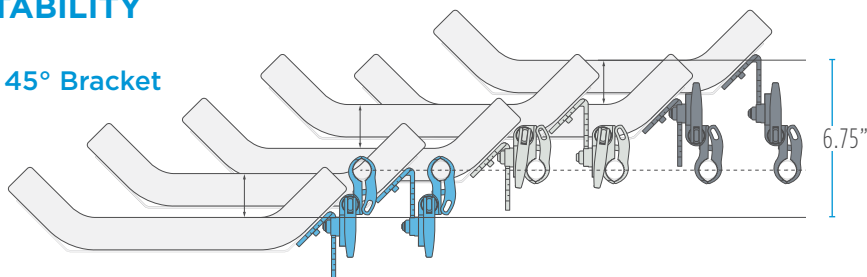
- Standard Configuration (as shipped)
- Flipped Cane Clamp
- Flipped Cane Clamp & Angle/Depth Bracket
- Flipped 90° Bracket & Cane Clamp
- Flipped 90° Bracket

--- Cane Tube Center Line

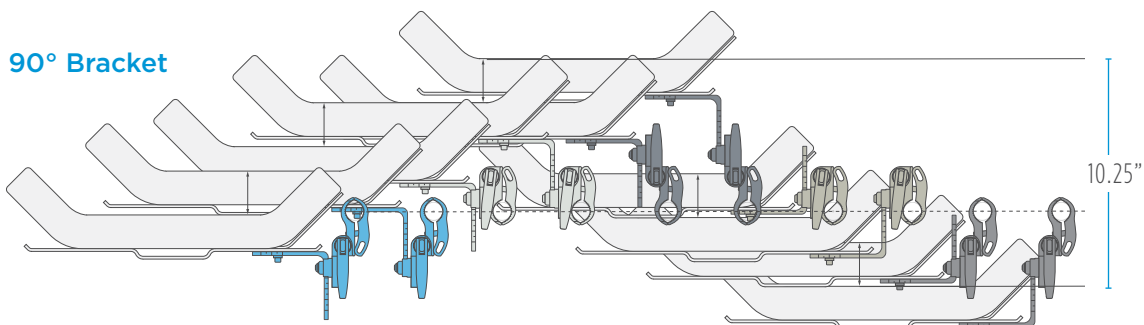
Each configuration has 2" of depth adjustment

Showing depth range from center of cane clamp to the support surface (1.5" thick)

### 45° Bracket



### 90° Bracket





## COMPASS® 4 HARDWARE ADJUSTABILITY

### WIDTH ADJUSTABILITY




### ANGLE ADJUSTABILITY



### DEPTH ADJUSTABILITY



### ISOLATED DEPTH & RECLINE ADJUSTABILITY



Reversible depth adjustment bolt allows for easy access even in the flipped cane clamp configurations.



WC-20 & ISO 16840-4 Approved

**\*ALL NEW**

## COMPASS® POWER MOUNT BRACKET



### Easy Installation

8" height adjustability while user is in chair

Integrates every Acta-Series back support with the following power provider:

- **Quantum® with TRU-Balance® 3 Power Seating System**  
(PMB-QUANTUM)
- **Permobil® with Corpus® 3G Power Seating System**  
(PMB-PERMOBIL)
- **Quickie® with 3.7 Power Seating System**  
(PMB-QUICKIE)
- **Rovi® with Motion Concepts Power Seating System**  
(PMB-ROVI)



WC-20 & ISO 16840-4 Approved



## THE BOA® ADVANTAGE

### MICRO-ADJUSTABLE

Each click of the Boa® reel offers one millimeter of precision fit adjustment.

### SECURE

Once the Boa® reel is locked into place, it stays that way.

### CUSTOMIZABLE FIT

Boa® delivers smooth, even adjustment with no pressure points for maximum comfort.

### CONVENIENT

The Boa® closure system offers an adjustment solution free of messy straps, ratchets, and fasteners.

## THE BOA® REEL



Pull to release tension.



Push to engage the system.  
Turn right to tighten.

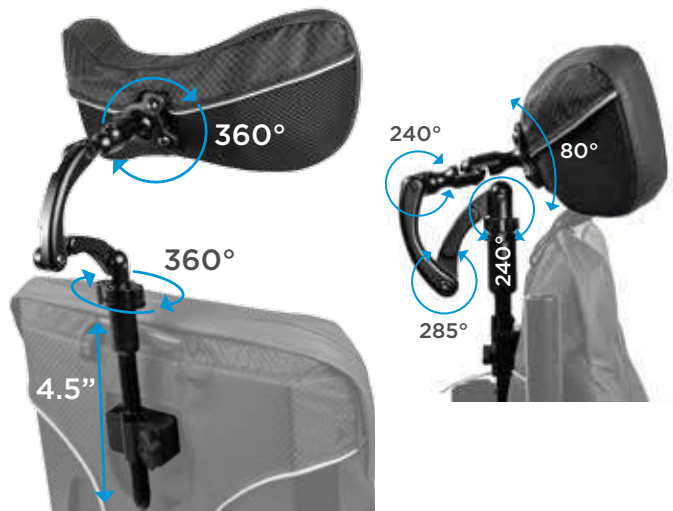


## BODILINK™ HEAD SUPPORT PADS & HARDWARE

The new pad shape features top and bottom curvature for neck clearance & maximum support & comfort even while pad is rotated 180°.

New BodiLink™ hardware features 5 link adjustability resulting in a nearly unlimited range of motion.

Post-pivot joint allows more offset capabilities & depth adjustment with virtually no dead zones.





## MOLDABLE SUPPORT

U.S. Patent No. 6,733,074

Standard on all Acta-Back® and Acta-Embrace™ back supports, moldable stays allow for easy on-the-spot customization to accommodate a variety of spinal curvatures. Stays are located inside the zippered cover, behind the foam cushion surface, yet remain accessible while the user is seated.

Moldable stays allow for continual support of changing conditions and can easily accommodate rotation with offset placement well before trying to rotate the back support.

Mild to aggressive support can be achieved anywhere from the thoracic down to the lower-lumbar region. Use the stays to encourage proper positioning of the pelvis through input to the lower lumbar region.

Stays prevent high peak pressures by providing additional cushion contact with the user unlike traditional planar back supports. The moldable stays create a support surface unique to the individual.

Each back support comes standard with 2 moldable stays for multiple set up options.



## LATERAL TRUNK SUPPORTS FOR LTS BACK SUPPORTS

Lateral trunk supports are constructed with moldable stainless steel and protective foam.

Maximum distance between two lateral supports is equal to the width of the wheelchair. Minimum distance between two lateral supports is 8" less than the width of the wheelchair.

Lateral trunk supports have up to 8" of width adjustment (4" per pad) and 1.5" depth adjustment each.

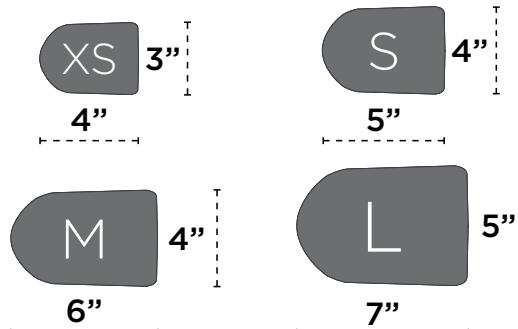
Lateral trunk supports are available in four different sizes: extra small, small, medium, and large.

Rigid lateral hardware comes standard.



VIEW FROM ABOVE

### LATERAL TRUNK SUPPORT DIMENSIONS



### LATERAL TRUNK SUPPORT OPTIONS

4" D x 3" L (LAT-4D3L-COMFORT-TEK or LAT-4D3L-STRETCH-AIR)

5" D x 4" L (LAT-5D4L-COMFORT-TEK or LAT-5D4L-STRETCH-AIR)

6" D x 4" L (LAT-6D4L-COMFORT-TEK or LAT-6D4L-STRETCH-AIR)

7" D x 5" L (LAT-7D5L-COMFORT-TEK or LAT-7D5L-STRETCH-AIR)

Lateral trunk support option can be selected by adding the (part number) to the base back support number

# ACTA-BACK®

ACTA-BACK®



WC-20 & ISO 16840-4 Approved



FRONT VIEW



SHELL VIEW

## CLINICIAN TIP

Great choice for those with trunk stability  
Add lateral supports to accommodate leaning

## ACTA-BACK® DEEP



## ACTA-BACK® CONTOUR



## ACTA-BACK® LTS



### ACTA-BACK SERIES PRODUCT FEATURES

- Patented moldable aluminum stays conform and support the user's back.
- Complete with patented Compass® or Power Mount Hardware.
- Durable aluminum shell comes with head support holes.
- Aluminum shell comes with lateral trunk support hardware slots (excluding Acta-Back Deep®).
- Three layer foam construction, including comfortable Visco surface layer.
- BodiLink™ Head Support and Hardware are optional and available on page 20.

### ACTA-BACK® HARDWARE OPTIONS

See page 4-5 for details.

Compass® 4 Quick Release 2 Point (Q-COMPASS)

Compass® 4 Fixed 2 Point (NQ-COMPASS)

Compass® 4 Quick Release 4 Point (Q-COMPASS4)

Compass® 4 Fixed 4 Point (NQ-COMPASS4)

Compass® Power Mount Bracket See page 5

Hardware option can be selected by adding the (part number) to the base back support number

### MOLDABLE SUPPORTS

Standard on all Acta-Back® and Acta-Embrace™ back supports, moldable stays allow for easy on-the-spot customization to accommodate a variety of spinal curvatures. Stays are located inside the zippered cover, behind the foam cushion surface, yet remain accessible while the user is seated.

Moldable stays allow for continual support of changing conditions and can easily accommodate rotation with offset placement well before trying to rotate the back support.



Mild to aggressive support can be achieved anywhere from the thoracic down to the lower-lumbar region. Use the stays to encourage proper positioning of the pelvis through input to the lower lumbar region.

Stays prevent high peak pressures by providing additional cushion contact with the user unlike traditional planar back supports. The moldable stays create a support surface unique to the individual.

Rigid lateral hardware comes standard.

### COVER OPTIONS

See page 2 for details.

Comfort-Tek™ (COMFORT-TEK)

Stretch-Air™ (STRETCH-AIR)

Cover option can be selected by adding the (part number) to the base back support number

### ACTA-BACK SERIES WEIGHT CAPACITY

10" - 18" Wide	250 lbs
20" Wide	300 lbs
22" Wide	350 lbs
24" Wide	400 lbs

# ACTA-BACK®

## ACTA-BACK®

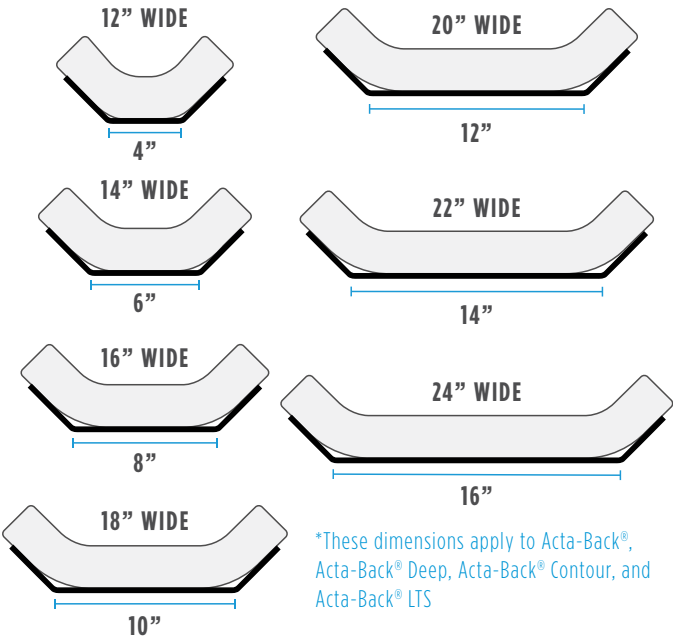
**CD** COMFORT  
designs

Also available as a custom back.  
See page 48 for details.



FRONT VIEW

### ACTA-BACK® PLANAR WIDTH DIMENSIONS



### ACTA-BACK® FEATURES

- Patented moldable aluminum stays conform and support the user.
- BodiLink™ Head Support and Hardware are optional and available on page 20.

### ACTA-BACK® STANDARD SIZES

	12" W	14" W	16" W	18" W	20" W	22" W	24" W
22" L			16 x 22	18 x 22	20 x 22	22 x 22	24 x 22
20" L		14 x 20	16 x 20	18 x 20	20 x 20	22 x 20	24 x 20
18" L	12 x 18	14 x 18	16 x 18	18 x 18	20 x 18	22 x 18	24 x 18
16" L	12 x 16	14 x 16	16 x 16	18 x 16	20 x 16	22 x 16	
14" L	12 x 14	14 x 14	16 x 14	18 x 14	20 x 14		
12" L	12 x 12	14 x 12	16 x 12	18 x 12			
10" L	12 x 10	14 x 10	16 x 10	18 x 10			

\*Length (L) refers to the actual size dimension of the support from bottom to top edge  
\*24" Wide back supports require 4 Point Hardware or Power Mount Hardware  
\*10" L, 12" W x 16" L, 12" W x 18" L not available with Power Mount Hardware

### ACTA-BACK® PART NUMBER

AB-BSXXWYYL

XX & YY to be replaced / XX = width & YY = length in inches

# ACTA-BACK® DEEP

**COMFORT**  
designs

Also available as a custom back.  
See page 48 for details.

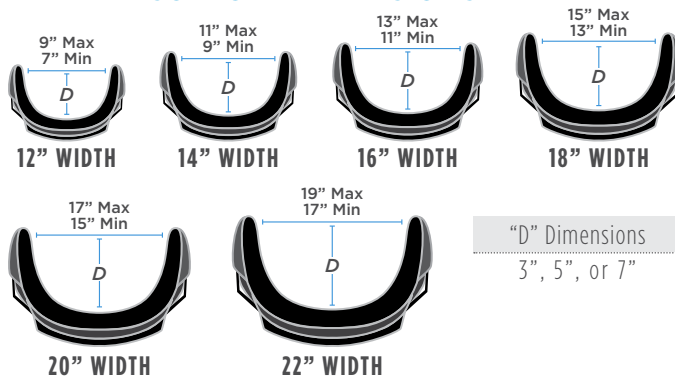


FRONT VIEW

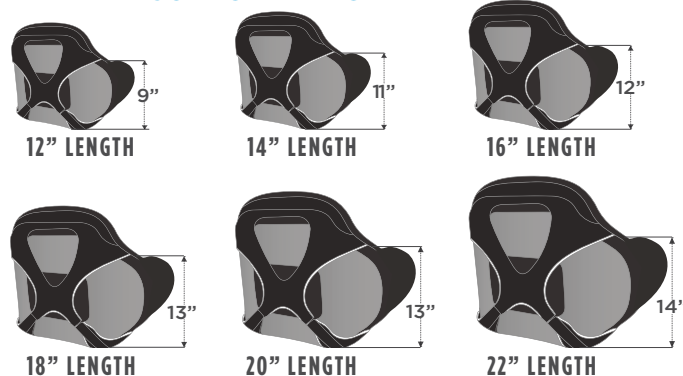
## ACTA-BACK® DEEP FEATURES

- Acta-Back® Deep wings are angle and width adjustable up to 2" featuring a thin profile for greater range of motion. Wings are not height adjustable.

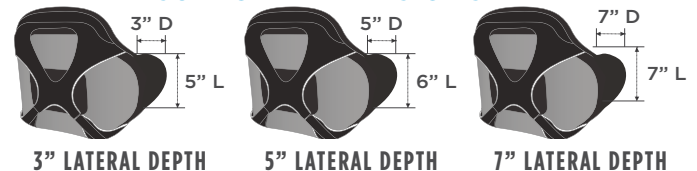
## ACTA-BACK® DEEP LATERAL SUPPORT DIMENSIONS



## LATERAL SUPPORT HEIGHT



## LATERAL SUPPORT DIMENSIONS



## ACTA-BACK® DEEP STANDARD SIZES

	12" W	14" W	16" W	18" W	20" W	22" W	24" W
22" L			16 x 22	18 x 22	20 x 22	22 x 22	24 x 22
20" L		14 x 20	16 x 20	18 x 20	20 x 20	22 x 20	24 x 20
18" L	12 x 18	14 x 18	16 x 18	18 x 18	20 x 18	22 x 18	24 x 18
16" L	12 x 16	14 x 16	16 x 16	18 x 16	20 x 16	22 x 16	
14" L	12 x 14	14 x 14	16 x 14	18 x 14	20 x 14		
12" L	12 x 12	14 x 12	16 x 12	18 x 12			

\*Length (L) refers to the actual size dimension of the support from bottom to top edge

\*12" Tall back supports require 2 Point Hardware

\*24" Wide back supports require 4 Point Hardware or Power Mount Hardware

\*12"W x 12"L, 12"W x 14"L, 14"W x 12"L, & 14"W x 14"L require 5"D x 6"L or 3"D x 5"L Laterals

\*12"W x 16"L & 12"W x 18"L back supports are not available with Power Mount Hardware

## ACTA-BACK® DEEP PART NUMBER

Lateral Size	Part Number
3" D x 5" L Lateral	ABD3-BSXXWYYL
5" D x 6" L Lateral	ABD5-BSXXWYYL
7" D x 7" L Lateral	ABD7-BSXXWYYL

XX & YY to be replaced / XX = width & YY = length in inches



# ACTA-BACK®

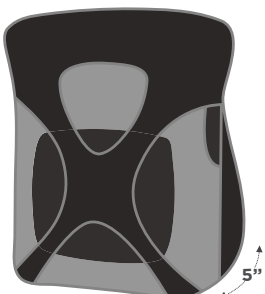
## ACTA-BACK® CONTOUR



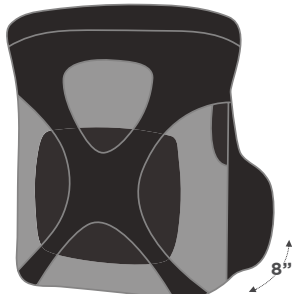
FRONT VIEW

\*Acta-Back® Contour 5 Shown

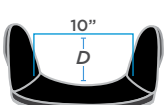
### ACTA-BACK® CONTOUR LATERAL SUPPORT DIMENSIONS



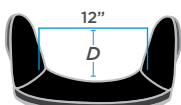
Acta-Back® Contour  
with 5" lateral depth.



Acta-Back® Contour  
with 8" lateral depth.



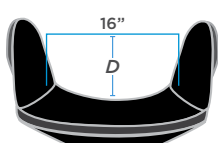
16" WIDTH



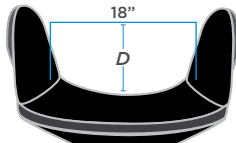
18" WIDTH



20" WIDTH



22" WIDTH



24" WIDTH

"D" Dimensions  
5" or 8"

### ACTA-BACK® CONTOUR FEATURES

- Back design offers inclusive lower thoracic trunk supports providing great pelvic support while not limiting the user's upper thoracic range of motion.
- Comes standard with moldable stays.
- BodiLink™ Head Support and Hardware are optional and available on page 20.

### ACTA-BACK® CONTOUR SIZES

	16" W	18" W	20" W	22" W	24" W
22" L	16 x 22	18 x 22	20 x 22	22 x 22	24 x 22
20" L	16 x 20	18 x 20	20 x 20	22 x 20	24 x 20
18" L	16 x 18	18 x 18	20 x 18	22 x 18	24 x 18
16" L	16 x 16	18 x 16	20 x 16	22 x 16	

\*Length (L) refers to the actual size dimension of the support from bottom to top edge

\*24" Wide back supports require 4 Point Hardware or Power Mount Hardware

### ACTA-BACK® CONTOUR PART NUMBER

Lateral Depth	Part Number
5" Lateral Depth	ABC5-BSXXWYYL
8" Lateral Depth	ABC8-BSXXWYYL

XX & YY to be replaced / XX = width & YY = length in inches

# ACTA-BACK® LTS

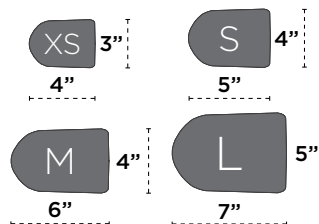


FRONT VIEW

## ACTA-BACK® LTS LATERAL TRUNK SUPPORTS



VIEW FROM ABOVE



Lateral trunk supports are constructed with moldable stainless steel and protective foam.

Maximum distance between two lateral supports is equal to the width of the wheelchair. Minimum distance between two lateral supports is 8" less than the width of the wheelchair.

Lateral trunk supports have up to 8" of width adjustment (4" per pad) and 1.5" depth adjustment each.

Lateral trunk supports are available in four different sizes: extra small, small, medium, and large.

Rigid lateral hardware comes standard.

## ACTA-BACK® LTS FEATURES

- Features lateral trunk supports in four different sizes.
- Laterals are width & height adjustable through slots.
- Extra lateral hardware links available to provide optimal contact with the user.

## ACTA-BACK® LTS STANDARD SIZES

	12" W	14" W	16" W	18" W	20" W	22" W	24" W
22" L			16 x 22	18 x 22	20 x 22	22 x 22	24 x 22
20" L		14 x 20	16 x 20	18 x 20	20 x 20	22 x 20	24 x 20
18" L		14 x 18	16 x 18	18 x 18	20 x 18	22 x 18	24 x 18
16" L		14 x 16	16 x 16	18 x 16	20 x 16	22 x 16	
14" L	12 x 14	14 x 14	16 x 14	18 x 14	20 x 14		
12" L	12 x 12	14 x 12	16 x 12	18 x 12			

\*Length (L) refers to the actual size dimension of the support from bottom to top edge

\*24" Wide back supports require 4 Point Hardware or Power Mount Hardware

\*All 12" L and 12" W x 14" L back supports require Power Mount Hardware

## ACTA-BACK® LTS PART NUMBER

ABLTS-BSXXWYYL

XX & YY to be replaced / XX = width & YY = length in inches

# ACTA-RELIEF™

## ACTA-RELIEF™

**COMFORT**  
designs

Also available as a custom back.  
See page 48 for details.



FRONT VIEW



SHELL VIEW



WITH HEAD SUPPORT  
MOUNTING BRACKET

## ACTA-RELIEF™ LTS



FRONT VIEW

### CLINICIAN TIP

Adjustability of the dials provides continual comfort for those with progressive conditions or hypersensitivity

The 10" L Acta-Relief™ back supports are ideal for an active user. The back supports range from 3.3 - 3.9 lbs and, even with hardware included, are lighter than a carbon fiber back.

U.S. Backrest Patent No. 14/609,202  
Other Patents Applied For



Featuring Boa® Technology

## THE BOA® REEL

See page 6 for details.

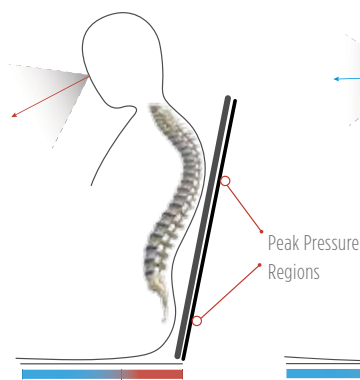


Pull to release tension.

Push to engage the system.  
Turn right to tighten.

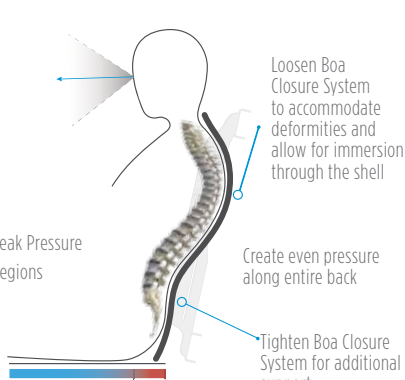
## PRESSURE REDISTRIBUTION PROPERTIES

### Traditional Back Support



● Poor Seat Contact

### Acta-Relief Back Support



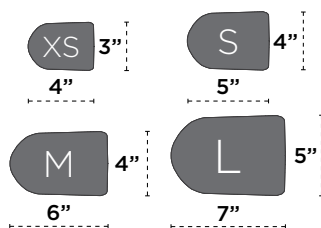
● Good Seat Contact

## ACTA-RELIEF™ LTS LATERAL TRUNK SUPPORTS

See page 7 for details.



VIEW FROM ABOVE



## ACTA-RELIEF™ HARDWARE OPTIONS

See page 4-5 for details.

Compass® 4 Quick Release 2 Point (Q-COMPASS)

Compass® 4 Fixed 2 Point (NQ-COMPASS)

Compass® 4 Quick Release 4 Point (Q-COMPASS4)

Compass® 4 Fixed 4 Point (NQ-COMPASS4)

Compass® Power Mount Bracket See page 5

Hardware option can be selected by adding the (part number) to the base back support number

## COVER OPTIONS See page 2 for details.

Comfort-Tek™ (COMFORT-TEK)

Stretch-Air™ (STRETCH-AIR)

Cover option can be selected by adding the (part number) to the base back support number

## ACTA-RELIEF™ FEATURES

- Designed to effortlessly adjust, the Boa® closure system brings comfort and support to the lower and upper thoracic regions.
- With the Boa® reel and cable system, equal and stable pressure distribution is accomplished in an "off the shelf" back design.
- The open back frame design gives the ability to off-load the pressure typically seen on spinal deformities through the back frame opening.
- BodiLink™ Head Support and Hardware are optional and available on page 20.
- Available head support attaches through the use of a bracket giving the necessary clearances to accommodate more aggressive deformities.
- Lateral trunk supports are optional and available on page 22.

### STANDARD SIZES

	14" W	16" W	18" W	20" W
22" L	14 x 22	16 x 22	18 x 22	20 x 22
20" L	14 x 20	16 x 20	18 x 20	20 x 20
18" L	14 x 18	16 x 18	18 x 18	20 x 18
16" L	14 x 16	16 x 16	18 x 16	20 x 16
14" L	14 x 14	16 x 14	18 x 14	20 x 14
12" L	14 x 12	16 x 12	18 x 12	20 x 12
10" L	14 x 10	16 x 10	18 x 10	20 x 10

### WEIGHT CAPACITY

14" - 18" Wide	250 lbs
20" Wide	300 lbs

12" L Acta-Relief™ LTS require 2 Point Hardware

12" L Acta-Relief™ require 2 Point Hardware when using Lateral Trunk Supports

10" L Acta-Relief require 2 Point Hardware

### ACTA-RELIEF™ PART NUMBER

AR-BSXXWYYL

### ACTA-RELIEF™ LTS PART NUMBER

ARLTS-BSXXWYYL

\*Length (L) refers to the actual size dimension of the support from bottom to top edge

XX &amp; YY to be replaced / XX = width &amp; YY = length in inches

### ACTA-RELIEF™ HEAD SUPPORT BRACKET

Back Support Width	Description	Part Number
14" W	Head Support Bracket	HSH-AR14W
16" W	Head Support Bracket	HSH-AR16W
18" W	Head Support Bracket	HSH-AR18W
20" W	Head Support Bracket	HSH-AR20W

\*Bracket is required when using a non-Comfort Company head support.

### ACTA-RELIEF™ HEAD SUPPORT HARDWARE & BRACKET

Back Support Width	Description	Part Number
14" W	Removable Head Support Mounting Hardware	BL-HSH-FX-AR14W
16" W	Removable Head Support Mounting Hardware	BL-HSH-FX-AR16W
18" W	Removable Head Support Mounting Hardware	BL-HSH-FX-AR18W
20" W	Removable Head Support Mounting Hardware	BL-HSH-FX-AR20W

\*Bracket is not required when using a Power Mount hardware.

Acta-Relief™ Head Support Bracket and Hardware are optional. See page 21 for details.



# ACTA-EMBRACE™

## ACTA-EMBRACE™

**CD** COMFORT  
designs

Also available as a custom back.  
See page 48 for details.



FRONT VIEW



SHELL VIEW

## ACTA-EMBRACE™ LTS

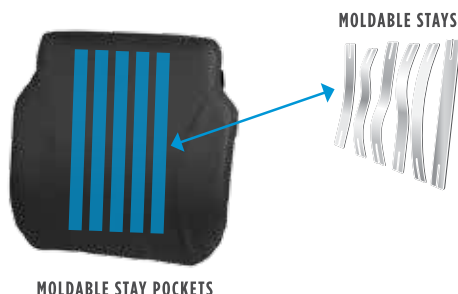


FRONT VIEW



## MOLDABLE SUPPORTS

See page 7 for details.



## ACTA-EMBRACE™ LTS LATERAL TRUNK SUPPORTS



Lateral trunk supports are constructed with moldable stainless steel and protective foam.

Maximum distance between two lateral supports is equal to the width of the wheelchair. Minimum distance between two lateral supports is 8" less than the width of the wheelchair.

Lateral trunk supports have up to 8" of width adjustment (4" per pad) and 1.5" depth adjustment each.

Lateral trunk supports are available in four different sizes: extra small, small, medium, and large.

Rigid lateral hardware comes standard.

## ACTA-EMBRACE™ HARDWARE OPTIONS

See page 4-5 for details.

Compass® 4 Quick Release 2 Point (Q-COMPASS)

Compass® 4 Fixed 2 Point (NQ-COMPASS)

Compass® 4 Quick Release 4 Point (Q-COMPASS4)

Compass® 4 Fixed 4 Point (NQ-COMPASS4)

Compass® Power Mount Bracket See page 5

Hardware option can be selected by adding the (part number) to the base back support number

## COVER OPTIONS

See page 2 for details.

Comfort-Tek™ (COMFORT-TEK)

Stretch-Air™ (STRETCH-AIR)

Cover option can be selected by adding the (part number) to the base back support number

## WEIGHT CAPACITY

10" - 18" Wide	250 lbs
20" Wide	300 lbs
22" Wide	350 lbs
24" Wide	400 lbs

### CLINICIAN TIP

Ideal for a complex user that needs a truly custom fit

## ACTA-EMBRACE™ FEATURES

- Integrated trunk wings attach to a planar aluminum back support shell are adjustable for angle, height, and up to a total of 3" of width for standard wings and 1.5" for pediatric wings to create a custom supportive shape.
- Moldable stays included for positioning, support, pressure redistribution and on-the-spot customization for a variety of spinal curvatures and changes in conditions.
- Moldable stays on the backside of the two layer foam pad can be molded to support lumbar, scoliosis and kyphosis needs.
- Moldable stays are offset from center of the back, removing pressure points from the spine.
- Comes with integrated chest harness strap guides.
- Durable aluminum shell comes with pre-drilled 2" x 1" head support hole pattern (BodiLink™ Head Support page 20).
- Compatible with lateral trunk support hardware. A total of 11" of pad width adjustment (5.5" per side) & over 5" of height adjustment. Lateral trunk supports are optional & available on page 22.

## STANDARD SIZES

	10" W	12" W	14" W	16" W	18" W	20" W	22" W	24" W
22" L				16 x 22	18 x 22	20 x 22	22 x 22	24 x 22
20" L			14 x 20	16 x 20	18 x 20	20 x 20	22 x 20	24 x 20
18" L		12 x 18	14 x 18	16 x 18	18 x 18	20 x 18	22 x 18	24 x 18
16" L		12 x 16	14 x 16	16 x 16	18 x 16	20 x 16	22 x 16	
14" L	10 x 14	12 x 14	14 x 14	16 x 14	18 x 14	20 x 14		
12" L	10 x 12	12 x 12	14 x 12	16 x 12	18 x 12			
10" L	10 x 10	12 x 10	14 x 10	16 x 10				

\*Length (L) refers to the actual size dimension of the support from bottom to top edge.

\*24" Wide back supports require 4 Point Hardware or Power Mount Hardware.

\*Power Mount Hardware not available on 10"W or 10"L back supports.

\*4 Point Hardware not available on 10" L if using head support.

## ACTA-EMBRACE™ PART NUMBER

AE-BSXXWYYL

## ACTA-EMBRACE™ LTS PART NUMBER

AELTS-BSXXWYYL

XX & YY to be replaced / XX = width & YY = length in inches

# GENERAL USE BACK SUPPORTS

E2611 & E2612



ELEMENTS® BACK



VISCO BACK®



RADIUS BACK®

## ELEMENTS® BACK



ADJUSTABLE TENSION  
STRAPPING SYSTEM

### COLLAPSIBLE BACK FOR FOLDING WHEELCHAIRS

Installation is made easy with the strapping system.

The Elements® Back design allows the entire back support to fold with the wheelchair for easy transportation and storage.



### PRODUCT FEATURES

- Strapping system can accommodate for kyphosis & provide lumbar support.
- 1" foam provides a more comfortable back support than a standard sling back.
- Back securely installs directly over wheelchair canes.
- Steel D-Rings provide superior strength and durability.
- One SKU fits wheelchairs sizes 15"-21"; second SKU fits wheelchair sizes 22"-25".
- Both sizes are 16" L.

### DIMENSIONS

Part Number	Widths
Containing 1521	15" - 21"
Containing 2225	22" - 25"

### WEIGHT CAPACITY

15" - 21"	250 lbs
22" - 25"	300 lbs

### ELEMENTS® BACK PART NUMBERS

Part Numbers	VA Part Numbers
ELB-BS1521W16L	ELB-BS1521W16L-AM
ELB-BS2225W16L	ELB-BS2225W16L-AM

# VISCO BACK®



## STANDARD SIZES

	16" W	18" W	20" W	22" W	24" W
22" L	16 x 22	18 x 22	20 x 22	22 x 22	24 x 22
20" L	16 x 20	18 x 20	20 x 20	22 x 20	24 x 20
18" L	16 x 18	18 x 18	20 x 18	22 x 18	24 x 18
16" L	16 x 16	18 x 16	20 x 16	22 x 16	
14" L	16 x 14	18 x 14	20 x 14		

\*Length (L) refers to the actual size dimension of the support from bottom to top edge.

## PRODUCT FEATURES

- Visco surface layer adds extra comfort and support by contouring to the user's body. Visco foam equalizes pressure and creates a custom and supportive fit. Three-layer foam construction.
- Durable aluminum shell maintains its integrity under harsh conditions and long-term usage.
- Compass® 4 Hardware allows for back support adjustment without transferring the user or losing seat depth.
- BodiLink™ Head Supports and Hardware are optional and available on page 20.
- Lateral trunk supports are optional and available on page 22.

## VISCO BACK® PART NUMBER

VB-BSXXWYYL

XX & YY to be replaced / XX = width & YY = length in inches

\*Length (L) refers to the actual size dimension of the support from bottom to top edge.

\*16" W - 22" W back supports require 2 Point Hardware

24" W back supports require 4 Point Hardware

# RADIUS BACK®



## PRODUCT FEATURES

- High resiliency foam contours to the user's body.
- Compass® 4 Hardware allows for easy installation and quick adjustment.
- Cane mounted lateral trunk supports are optional and available on page 22.

## STANDARD SIZES

	16" W	18" W	20" W	22" W	24" W
22" L	16 x 22	18 x 22	20 x 22	22 x 22	24 x 22
20" L	16 x 20	18 x 20	20 x 20	22 x 20	24 x 20
18" L	16 x 18	18 x 18	20 x 18	22 x 18	24 x 18
16" L	16 x 16	18 x 16	20 x 16	22 x 16	

\*Length (L) refers to the actual size dimension of the support from bottom to top edge.

\*16" W - 22" W back supports require 2 Point Hardware

24" W back supports require 4 Point Hardware

## RADIUS BACK® PART NUMBER

RB-BSXXWYYL

XX & YY to be replaced / XX = width & YY = length in inches

## VISCO BACK® & RADIUS BACK® OPTIONS

### HARDWARE OPTIONS See page 4-5 for details.

Compass® 4 Quick Release 2 Point (Q-COMPASS)

Compass® 4 Quick Release 4 Point (Q-COMPASS4)

Hardware option can be selected by adding the (part number) to the base back support number

### COVER OPTIONS See page 2 for details.

Comfort-Tek™ (COMFORT-TEK)

Stretch-Air™ (STRETCH-AIR)

Cover option can be selected by adding the (part number) to the base back support number

*\*ALL NEW*

## BODILINK™ HEAD SUPPORT PADS & HARDWARE

GLIDE  
WEAR.

Available with GlideWear®  
Technology. See pg. 25 for details.

### CLINICIAN TIP

Posterior head support also accommodates lateral and mild forward flexion



FRONT VIEW

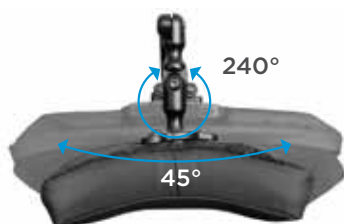
## PRODUCT FEATURES

- The new pad shape features top and bottom curvature for neck clearance, maximum support, and comfort even while pad is rotated 180°.
- Pre-formed curvature gives support and contact for more head shapes and sizes with increased comfort and reduced pressure points.
- Hinged wings (18"/14"/10"W sizes) with sintered gear teeth allow varying levels of lateral support while maintaining strength. Smaller sizes do not require additional curvature.
- New BodiLink™ hardware features 5 link adjustability resulting in a nearly unlimited range of motion.
- Post-pivot joint allows more offset capabilities & depth adjustment. Virtually no dead zones.
- New removable cover features two hidden locking zippers for easy removal.
- BodiLink™ Head Support Pads are available in soft & extra soft firmness levels, both of which feature a Visco foam top layer.
- GlideWear® option provides additional skin & hair protection.

## ADJUSTMENT RANGE

Fully adjustable hardware allows the head support pad to be adjusted vertically, laterally, backwards, and forward to fit the user's needs. 10", 14" and 18" wide support pads adjust laterally for greater support, especially in offset hardware positions resulting in more complete contact with the user.

### OPEN ADJUSTMENT



\*8" W x 4" L Pad Style Pictured



### CLOSED ADJUSTMENT

\*14" W Pad Style Pictured

## COVER OPTIONS

See page 2 for details.

**Comfort-Tek™** (COMFORT-TEK)

**Stretch-Air™** (STRETCH-AIR)

**GlideWear®** (GLIDEWEAR)

Cover option can be selected by adding the (part number) to the base back support number

## BODILINK™ HEAD SUPPORT PAD

Width x Length	Soft Foam	Extra Soft Foam
6" x 3.5"	BL-HSP1-6W3L	BL-HSP2-6W3L
8" x 4"	BL-HSP1-8W4L	BL-HSP2-8W4L
10" x 5"	BL-HSP1-10W5L	BL-HSP2-10W5L
14" x 5"	BL-HSP1-14W5L	BL-HSP2-14W5L
18" x 5"	BL-HSP1-18W5L	BL-HSP2-18W5L

## BODILINK™ HEAD SUPPORT HARDWARE & ACCESSORIES

Description	Part Number
Removable Head Support Hardware	BL-HSH-FX
Extra BodiLink™ Head Support Link	BL-HSH-LINK
Extra Head Support 1/4" Spacer Plate	BL-HSH-SPCR

## ACTA-RELIEF™ HEAD SUPPORT BRACKET

Back Support Width	Description	Part Number
14" W	Head Support Bracket	HSH-AR14W
16" W	Head Support Bracket	HSH-AR16W
18" W	Head Support Bracket	HSH-AR18W
20" W	Head Support Bracket	HSH-AR20W

\*Bracket is required when using a non-Comfort Company head support.

## ACTA-RELIEF™ HEAD SUPPORT MOUNTING BRACKET & HARDWARE

Back Support Width	Description	Part Number
14" W	Removable Head Support Mounting Hardware	BL-HSH-FX-AR14W
16" W	Removable Head Support Mounting Hardware	BL-HSH-FX-AR16W
18" W	Removable Head Support Mounting Hardware	BL-HSH-FX-AR18W
20" W	Removable Head Support Mounting Hardware	BL-HSH-FX-AR20W

\*Bracket is not required when using Power Mount hardware.

## HEAD SUPPORT SHAPE

Side "edge" curvature allows for ear relief and greater sight lines while still providing support in the temporal and sub-occipital areas.



\*14" W x 5" L Pad Style Pictured



# LATERAL TRUNK SUPPORTS



\*Shown with Swing-Away Hardware



SWING-AWAY HARDWARE



HEIGHT ADJUSTABLE

## CLINICIAN TIP

Additional adjustment range available with the purchase of extra 1" hardware links

## PRODUCT FEATURES

- Swing-Away or rigid hardware available.
- 4" of width adjustment and 1.5" depth adjustment per side.
- Gear teeth allow lateral trunk supports to adjust in 0.2" increments and lock tightly into place.

## SWING-AWAY HARDWARE

Designed to ease transfers, the Swing-Away lateral features an easy to use, push button release.

### RIGID LATERAL TRUNK SUPPORT SINGLE PAD

Depth x Length	Stretch-Air™	Comfort-Tek™
4" x 3"	LT1-RS4W3T	LT1-RF4W3T
5" x 3"	LT1-RS5W3T	LT1-RF5W3T
5" x 4"	LT1-RS5W4T	LT1-RF5W4T
6" x 4"	LT1-RS6W4T	LT1-RF6W4T
6" x 6"	LT1-RS6W6T	LT1-RF6W6T
7" x 5"	LT1-RS7W5T	LT1-RF7W5T

### RIGID ACTIVE LATERAL TRUNK SUPPORT SINGLE PAD

Depth x Length	Side	Stretch-Air™	Comfort-Tek™
4" x 3"	Right	LT1-RS4W3T-AR	LT1-RF4W3T-AR
4" x 3"	Left	LT1-RS4W3T-AL	LT1-RF4W3T-AL
5" x 3"	Right	LT1-RS5W3T-AR	LT1-RF5W3T-AR
5" x 3"	Left	LT1-RS5W3T-AL	LT1-RF5W3T-AL
5" x 4"	Right	LT1-RS5W4T-AR	LT1-RF5W4T-AR
5" x 4"	Left	LT1-RS5W4T-AL	LT1-RF5W4T-AL
6" x 4"	Right	LT1-RS6W4T-AR	LT1-RF6W4T-AR
6" x 4"	Left	LT1-RS6W4T-AL	LT1-RF6W4T-AL
6" x 6"	Right	LT1-RS6W6T-AR	LT1-RF6W6T-AR
6" x 6"	Left	LT1-RS6W6T-AL	LT1-RF6W6T-AL
7" x 5"	Right	LT1-RS7W5T-AR	LT1-RF7W5T-AR
7" x 5"	Left	LT1-RS7W5T-AL	LT1-RF7W5T-AL

### SINGLE RIGID LATERAL TRUNK SUPPORT HARDWARE

Product Description	Side	Part Number
Single Rigid	Right	LTR-RF
Single Rigid	Left	LTL-RF
Single Rigid Cane Mount	Right	LTR-RC
Single Rigid Cane Mount	Left	LTL-RC
Additional Link 1"	Left or Right	LT1-LINK

### ACTA-RELIEF LATERAL TRUNK SUPPORT HARDWARE

Product Description	Side	Part Number
Single Swing-Away	Right	LTR-SF-K
Single Swing-Away	Left	LTL-SF-K
Single Rigid	Right	LTR-RF-K
Single Rigid	Left	LTL-RF-K

## HEIGHT ADJUSTABLE

Vertical height adjustable slots on Acta-Back®, Visco Back®, Acta-Relief™ and Acta-Embrace™ back supports.

## WIDTH ADJUSTABLE

Max distance between lateral pad is equal to the width of the wheelchair.

Minimum distance between lateral pads is 8" less (4" per side) than the width of the wheelchair.

### MOLDABLE LATERAL TRUNK SUPPORT SINGLE PAD

Depth x Length	Stretch-Air™	Comfort-Tek™
4" x 3"	LT1-MS4W3T	LT1-MF4W3T
5" x 3"	LT1-MS5W3T	LT1-MF5W3T
5" x 4"	LT1-MS5W4T	LT1-MF5W4T
6" x 4"	LT1-MS6W4T	LT1-MF6W4T
6" x 6"	LT1-MS6W6T	LT1-MF6W6T
7" x 5"	LT1-MS7W5T	LT1-MF7W5T

### MOLDABLE ACTIVE LATERAL TRUNK SUPPORT SINGLE PAD

Depth x Length	Side	Stretch-Air™	Comfort-Tek™
4" x 3"	Right	LT1-MS4W3T-AR	LT1-MF4W3T-AR
4" x 3"	Left	LT1-MS4W3T-AL	LT1-MF4W3T-AL
5" x 3"	Right	LT1-MS5W3T-AR	LT1-MF5W3T-AR
5" x 3"	Left	LT1-MS5W3T-AL	LT1-MF5W3T-AL
5" x 4"	Right	LT1-MS5W4T-AR	LT1-MF5W4T-AR
5" x 4"	Left	LT1-MS5W4T-AL	LT1-MF5W4T-AL
6" x 4"	Right	LT1-MS6W4T-AR	LT1-MF6W4T-AR
6" x 4"	Left	LT1-MS6W4T-AL	LT1-MF6W4T-AL
6" x 6"	Right	LT1-MS6W6T-AR	LT1-MF6W6T-AR
6" x 6"	Left	LT1-MS6W6T-AL	LT1-MF6W6T-AL
7" x 5"	Right	LT1-MS7W5T-AR	LT1-MF7W5T-AR
7" x 5"	Left	LT1-MS7W5T-AL	LT1-MF7W5T-AL

### SINGLE SWING-AWAY LATERAL TRUNK SUPPORT HARDWARE

Product Description	Side	Part Number
Single Swing-Away	Right	LTR-SF
Single Swing-Away	Left	LTL-SF
Swing-Away Cane Mount	Right	LTR-SC
Swing-Away Cane Mount	Left	LTL-SC
Additional Link 1"	Left or Right	LT1-LINK

### LATERAL TRUNK SUPPORT HARDWARE COVER

Product Description	Part Number
Lateral Trunk Support Hardware Cover	LT1-PROTECT2