

# RADIUS BACK® ORDER FORM



## GENERAL USE BACK



Shown with Compass® 4 Quick Release 2 Point Hardware.

Company Name/ACCT #: \_\_\_\_\_

P.O. Number: \_\_\_\_\_

Requested By: \_\_\_\_\_

Phone: \_\_\_\_\_ Fax: \_\_\_\_\_

Email: \_\_\_\_\_

Ship To: \_\_\_\_\_

Patient Reference: \_\_\_\_\_

RADIUS-LCS-NP-01/04/2017

If you would like an official quotation, please email completed form to [regina@lcseating.ie](mailto:regina@lcseating.ie), or fax 00353 71 9163918

If you have any queries, please contact the office on 00353 71 9163905

## 1 SIZE SELECTION

Required

\*Length (L) refers to the actual size dimension of the support from bottom to top edge.

LENGTH*	22"				
	20"				
	18"				
	16"				
		16"	18"	20"	22" 24"
		FRAME WIDTH			

Sizes available are subject to hardware being used.

2 POINT Mounting Hardware Only				4 POINT Only
16W22L	18W22L	20W22L	22W22L	24W22L
16W20L	18W20L	20W20L	22W20L	24W20L
16W18L	18W18L	20W18L	22W18L	24W18L
16W16L	18W16L	20W16L	22W16L	
16"	18"	20"	22"	24"
FRAME WIDTH				

### RB-BS \_\_\_\_\_

Please fill in the above with dimensions from the size chart to the right.  
Example Part: **RB-BS16W18L**

## 2 COVER & HARDWARE SELECTION

Required

### 2.1 COVER SELECTION

Both fabrics are latex-free. Fabric selection is for the support surface only. Other fabrics used in cover construction remain the same.

<p><b>COMFORT-TEK™</b> is a smooth, easily cleaned surface. The fluid protection aids in infection control.</p>	<p><b>STRETCH-AIR™</b> has comfortable stretch, air transmission and heat dissipation. It is not fluid resistant.</p>
<b>COMFORT-TEK™</b> Cover (COMFORT-TEK)	<b>STRETCH-AIR™</b> Cover (STRETCH-AIR)

### 2.2 HARDWARE SELECTION

COMPASS® 4 QUICK RELEASE	
<p>FOR 16W-22W</p> <p><b>QUICK RELEASE 2 POINT</b> (Q-COMPASS)</p>	<p>FOR 24W</p> <p><b>QUICK RELEASE 4 POINT</b> (Q-COMPASS4)</p>

# 3 BACKSUPPORT ADD-ON SELECTIONS

Optional

## 3.1 LUMBAR SUPPORT

UPCHARGE APPLIES

Height adjustable lumbar support.



16" W	(BK-RLUMBAR-16)
18" W	(BK-RLUMBAR-18)
20" W	(BK-RLUMBAR-20)
22" W	(BK-RLUMBAR-22)

## 3.2 EMBROIDERY

UPCHARGE APPLIES

### A. THREAD COLOR OPTIONS

RED (EMB-RED)	BLUE (EMB-BLUE)
PURPLE (EMB-PURPLE)	GREEN (EMB-GREEN)
PINK (EMB-PINK)	SILVER (EMB-SILVER)

### B. FONT OPTIONS

Helvetica (EMB-Helvetica)	Twilight (EMB-Twilight)
Garamond (EMB-Garamond)	Script (EMB-Script)

### C. WORD ONE

WORD TWO (optional)

\*ADDITIONAL LEAD TIMES MAY APPLY

**COMFORT-TEK™**  
is a smooth, easily cleaned surface. The fluid protection aids in infection control.

**STRETCH-AIR™**  
has comfortable stretch, air transmission and heat dissipation.

# 4 LATERAL TRUNK SUPPORT & HARDWARE

Optional

## 4.1 LATERAL TRUNK SUPPORT PAD STYLE

UPCHARGE APPLIES

Select a left and/or right lateral trunk support pad using any combination of size, style and fabric.

\*Length (L) refers to the actual size dimension of the support from top to bottom edge.

		4"D x 3"L	5"D x 3"L	5"D x 4"L	6"D x 4"L	6"D x 6"L	7"D x 5"L
<b>MOLDABLE</b>	<b>COMFORT-TEK</b>	LT1-MF4W3T	LT1-MF5W3T	LT1-MF5W4T	LT1-MF6W4T	LT1-MF6W6T	LT1-MF7W5T
		Left Right	Left Right	Left Right	Left Right	Left Right	Left Right
		Extra Left Extra Right	Extra Left Extra Right	Extra Left Extra Right	Extra Left Extra Right	Extra Left Extra Right	Extra Left Extra Right
	<b>STRETCH-AIR</b>	LT1-MS4W3T	LT1-MS5W3T	LT1-MS5W4T	LT1-MS6W4T	LT1-MS6W6T	LT1-MS7W5T
<b>MOLDABLE ACTIVE</b>	<b>COMFORT-TEK</b>	LT1-MF4W3T-AL LT1-MF4W3T-AR	LT1-MF5W3T-AL LT1-MF5W3T-AR	LT1-MF5W4T-AL LT1-MF5W4T-AR	LT1-MF6W4T-AL LT1-MF6W4T-AR	LT1-MF6W6T-AL LT1-MF6W6T-AR	LT1-MF7W5T-AL LT1-MF7W5T-AR
		Left Right	Left Right	Left Right	Left Right	Left Right	Left Right
		Extra Left Extra Right	Extra Left Extra Right	Extra Left Extra Right	Extra Left Extra Right	Extra Left Extra Right	Extra Left Extra Right
	<b>STRETCH-AIR</b>	LT1-MS4W3T-AL LT1-MS4W3T-AR	LT1-MS5W3T-AL LT1-MS5W3T-AR	LT1-MS5W4T-AL LT1-MS5W4T-AR	LT1-MS6W4T-AL LT1-MS6W4T-AR	LT1-MS6W6T-AL LT1-MS6W6T-AR	LT1-MS7W5T-AL LT1-MS7W5T-AR
<b>RIGID</b>	<b>COMFORT-TEK</b>	LT1-RF4W3T	LT1-RF5W3T	LT1-RF5W4T	LT1-RF6W4T	LT1-RF6W6T	LT1-RF7W5T
		Left Right	Left Right	Left Right	Left Right	Left Right	Left Right
		Extra Left Extra Right	Extra Left Extra Right	Extra Left Extra Right	Extra Left Extra Right	Extra Left Extra Right	Extra Left Extra Right
	<b>STRETCH-AIR</b>	LT1-RS4W3T	LT1-RS5W3T	LT1-RS5W4T	LT1-RS6W4T	LT1-RS6W6T	LT1-RS7W5T
<b>RIGID ACTIVE</b>	<b>COMFORT-TEK</b>	LT1-RF4W3T-AL LT1-RF4W3T-AR	LT1-RF5W3T-AL LT1-RF5W3T-AR	LT1-RF5W4T-AL LT1-RF5W4T-AR	LT1-RF6W4T-AL LT1-RF6W4T-AR	LT1-RF6W6T-AL LT1-RF6W6T-AR	LT1-RF7W5T-AL LT1-RF7W5T-AR
		Left Right	Left Right	Left Right	Left Right	Left Right	Left Right
		Extra Left Extra Right	Extra Left Extra Right	Extra Left Extra Right	Extra Left Extra Right	Extra Left Extra Right	Extra Left Extra Right
	<b>STRETCH-AIR</b>	LT1-RS4W3T-AL LT1-RS4W3T-AR	LT1-RS5W3T-AL LT1-RS5W3T-AR	LT1-RS5W4T-AL LT1-RS5W4T-AR	LT1-RS6W4T-AL LT1-RS6W4T-AR	LT1-RS6W6T-AL LT1-RS6W6T-AR	LT1-RS7W5T-AL LT1-RS7W5T-AR
		Left Right	Left Right	Left Right	Left Right	Left Right	Left Right
		Extra Left Extra Right	Extra Left Extra Right	Extra Left Extra Right	Extra Left Extra Right	Extra Left Extra Right	Extra Left Extra Right

# 4 LATERAL TRUNK SUPPORT & HARDWARE Continued

Optional

## 4.2 LATERAL TRUNK SUPPORT HARDWARE

Select a set of hardware below (Section A). Extra links (Section B) may be selected to add 1" of additional depth and adjustability.

## 4.3 PROTECTIVE COVER (OPTIONAL)

### A) RIGID CANE MOUNT

### SWING-AWAY CANE MOUNT

### B) EXTRA LINKS

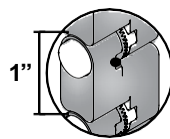
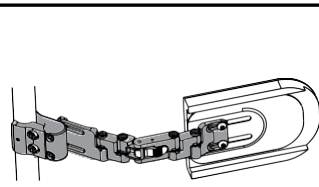
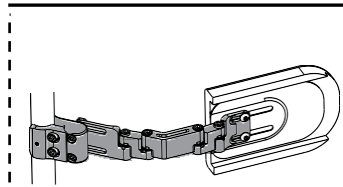
### PROTECTIVE LATERAL HARDWARE COVER

UPCHARGE APPLIES

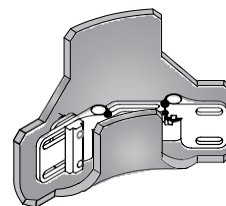
UPCHARGE APPLIES

UPCHARGE APPLIES

UPCHARGE APPLIES



EXTRA LINK



LTL-RC	LTR-RC
Left	Right
Extra Left	Extra Right

LTL-SC	LTR-SC
Left	Right
Extra Left	Extra Right

LEFT	LT1-LINK	RIGHT	LT1-LINK
	1 Extra Link		1 Extra Link
	2 Extra Links		2 Extra Links
	3 Extra Links		3 Extra Links
	4 Extra Links		4 Extra Links

LT1-PROTECT2			
	Left		Right
	Extra Left		Extra Right

Both hardware styles in Section A are width adjustable.

Cover wraps around hardware and closes with hook and loop attachment.

# 5 BODILINK HEAD SUPPORT & HARDWARE

Optional

## 5.1 HEAD SUPPORT PAD STYLE

UPCHARGE APPLIES

Length (L) refers to the actual size dimension of the support from bottom to top edge.

W		Pad Firmness	
L		Soft	BL-HSP1-6W3L
		Extra Soft	BL-HSP2-6W3L
L		Soft	BL-HSP1-8W4L
		Extra Soft	BL-HSP2-8W4L
L		Soft	BL-HSP1-10W5L
		Extra Soft	BL-HSP2-10W5L
L		Soft	BL-HSP1-14W5L
		Extra Soft	BL-HSP2-14W5L
L		Soft	BL-HSP1-18W5L
		Extra Soft	BL-HSP2-18W5L

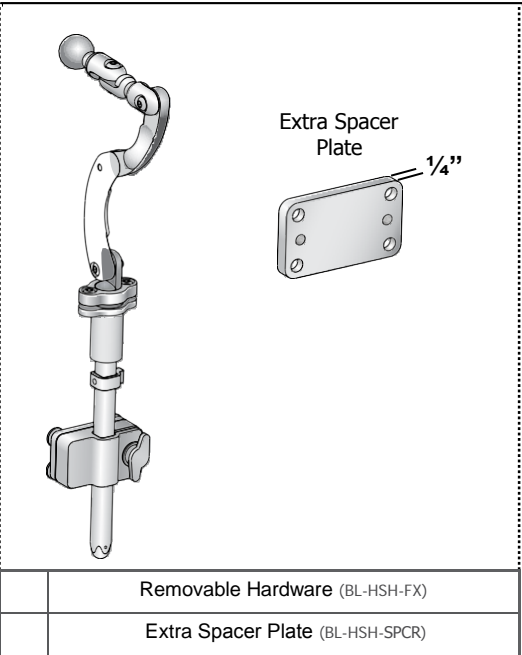
## 5.2 PAD COVER MATERIAL

	FOR SKIN PROTECTION & SHEAR REDUCTION. NOT FLUID RESISTANT.
	FOR FLUID PROTECTION & AN EASILY CLEANED SURFACE.
	FOR AIR TRANSMISSION & HEAT DISSIPATION.
	GlideWear® (GLIDEWEAR)
	Comfort-Tek (COMFORT-TEK)
	Stretch-Air (STRETCH-AIR)

5.3

HEAD SUPPORT HARDWARE
 

UPCHARGE APPLIES



\*Must be ordered in addition to *Removable Hardware* for mounting to the Radius® Back Support.