

VISCO BACK® ORDER FORM



GENERAL USE BACK



Shown with Compass® 4 Quick Release 2 Point Hardware.

Company Name/ACCT #: _____

P.O. Number: _____

Requested By: _____

Phone: _____ Fax: _____

Email: _____

Ship To: _____

Patient Reference: _____

VISCO-LCS-NP-01/04/2017

If you would like an official quotation, please email completed form to regina@lcseating.ie, or fax 00353 71 9163918

If you have any queries, please contact the office on 00353 71 9163905

1 SIZE SELECTION

Required

BASE RRP BY SIZE

LENGTH*	22"				
	20"				
	18"				
	16"				
	14"				
	16"	18"	20"	22"	24"
	FRAME WIDTH				

Sizes available are subject to hardware being used.

VB-BS

Please fill in the above with dimensions from the size chart to the right.
Example Part: **VB-BS16W18L**

*Length (L) refers to the actual size dimension of the support from bottom to top edge.

2 POINT Mounting Hardware Only

4 POINT Only

LENGTH*	22"	16W22L	18W22L	20W22L	22W22L	24W22L
	20"	16W20L	18W20L	20W20L	22W20L	24W20L
	18"	16W18L	18W18L	20W18L	22W18L	24W18L
	16"	16W16L	18W16L	20W16L	22W16L	
	14"	16W14L	18W14L	20W14L		
		16"	18"	20"	22"	24"
		FRAME WIDTH				

2 COVER & HARDWARE SELECTION

Required

2.1 COVER SELECTION

Both fabrics are latex-free. Fabric selection is for the support surface only. Other fabrics used in cover construction remain the same.



COMFORT-TEK™ is a smooth, easily cleaned surface. The fluid protection aids in infection control.

COMFORT-TEK™ Cover
(COMFORT-TEK)



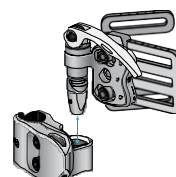
STRETCH-AIR™ has comfortable stretch, air transmission and heat dissipation. It is not fluid resistant.

STRETCH-AIR™ Cover
(STRETCH-AIR)

2.2 HARDWARE SELECTION

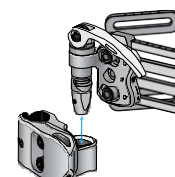
COMPASS® 4 QUICK RELEASE

FOR 16W-22W



QUICK RELEASE 2 POINT
(Q-COMPASS)

FOR 24W



4 POINT
TOP VIEW

QUICK RELEASE 4 POINT
(Q-COMPASS4)

3 BACKSUPPORT ADD-ON SELECTIONS

Optional

3.1 COLOR

UPCHARGE APPLIES

Accent colors are applied via colored piping. Placement of the piping may vary by back support size and mounting hardware. If no colors are selected, our standard silver reflective piping is used at no additional cost.



Color Location

RED (AC-RED)
PURPLE (AC-PURPLE)
PINK (AC-PINK)
BLUE (AC-BLUE)
GREEN (AC-GREEN)
REMOVE (AC-REMOVE)

3.2 EMBROIDERY

UPCHARGE APPLIES

A. THREAD COLOR OPTIONS

RED (EMB-RED)	BLUE (EMB-BLUE)
PURPLE (EMB-PURPLE)	GREEN (EMB-GREEN)
PINK (EMB-PINK)	SILVER (EMB-SILVER)

B. FONT OPTIONS

Helvetica (EMB-Helvetica)	Twilight (EMB-Twilight)
Garamond (EMB-Garamond)	Script (EMB-Script)

C. WORD ONE

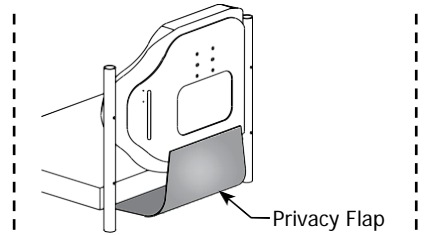
WORD TWO (optional)

*ADDITIONAL LEAD TIMES MAY APPLY

3.3 PRIVACY FLAP

UPCHARGE APPLIES

This flap connects with hook & loop attachment between the seat and back for added privacy.



Privacy Flap

PRIVACY FLAP (PV-FLAP)



COMFORT-TEK™

is a smooth, easily cleaned surface. The fluid protection aids in infection control.



STRETCH-AIR™

has comfortable stretch, air transmission and heat dissipation.

4 LATERAL TRUNK SUPPORT & HARDWARE

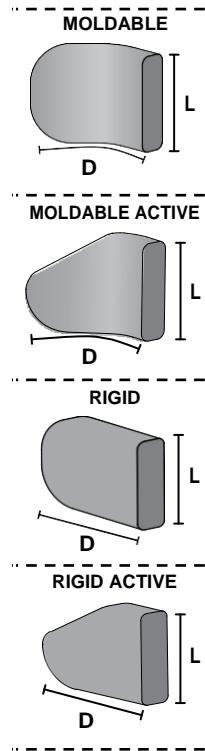
Optional

4.1 LATERAL TRUNK SUPPORT PAD STYLE

UPCHARGE APPLIES

Select a left and/or right lateral trunk support pad using any combination of size, style and fabric.

*Length (L) refers to the actual size dimension of the support from top to bottom edge.



		4"D x 3"L		5"D x 3"L		5"D x 4"L		6"D x 4"L		6"D x 6"L		7"D x 5"L	
MOLDABLE	COMFORT-TEK	LT1-MF4W3T		LT1-MF5W3T		LT1-MF5W4T		LT1-MF6W4T		LT1-MF6W6T		LT1-MF7W5T	
		Left	Right	Left	Right	Left	Right	Left	Right	Left	Right	Left	Right
	STRETCH-AIR	Extra Left	Extra Right	Extra Left	Extra Right	Extra Left	Extra Right	Extra Left	Extra Right	Extra Left	Extra Right	Extra Left	Extra Right
		Left	Right	Left	Right	Left	Right	Left	Right	Left	Right	Left	Right
MOLDABLE ACTIVE	COMFORT-TEK	LT1-MF4W3T-AL	LT1-MF4W3T-AR	LT1-MF5W3T-AL	LT1-MF5W3T-AR	LT1-MF5W4T-AL	LT1-MF5W4T-AR	LT1-MF6W4T-AL	LT1-MF6W4T-AR	LT1-MF6W6T-AL	LT1-MF6W6T-AR	LT1-MF7W5T-AL	LT1-MF7W5T-AR
		Left	Right	Left	Right	Left	Right	Left	Right	Left	Right	Left	Right
	STRETCH-AIR	Extra Left	Extra Right	Extra Left	Extra Right	Extra Left	Extra Right	Extra Left	Extra Right	Extra Left	Extra Right	Extra Left	Extra Right
		Left	Right	Left	Right	Left	Right	Left	Right	Left	Right	Left	Right
RIGID	COMFORT-TEK	LT1-RF4W3T	LT1-RF5W3T	LT1-RF5W4T	LT1-RF6W4T	LT1-RF6W6T	LT1-RF7W5T	LT1-RF4W3T	LT1-RF5W3T	LT1-RF5W4T	LT1-RF6W4T	LT1-RF6W6T	LT1-RF7W5T
		Left	Right	Left	Right	Left	Right	Left	Right	Left	Right	Left	Right
	STRETCH-AIR	Extra Left	Extra Right	Extra Left	Extra Right	Extra Left	Extra Right	Extra Left	Extra Right	Extra Left	Extra Right	Extra Left	Extra Right
		Left	Right	Left	Right	Left	Right	Left	Right	Left	Right	Left	Right
RIGID ACTIVE	COMFORT-TEK	LT1-RF4W3T-AL	LT1-RF4W3T-AR	LT1-RF5W3T-AL	LT1-RF5W3T-AR	LT1-RF5W4T-AL	LT1-RF5W4T-AR	LT1-RF6W4T-AL	LT1-RF6W4T-AR	LT1-RF6W6T-AL	LT1-RF6W6T-AR	LT1-RF7W5T-AL	LT1-RF7W5T-AR
		Left	Right	Left	Right	Left	Right	Left	Right	Left	Right	Left	Right
	STRETCH-AIR	Extra Left	Extra Right	Extra Left	Extra Right	Extra Left	Extra Right	Extra Left	Extra Right	Extra Left	Extra Right	Extra Left	Extra Right
		Left	Right	Left	Right	Left	Right	Left	Right	Left	Right	Left	Right

4 LATERAL TRUNK SUPPORT & HARDWARE Continued

Optional

4.2 LATERAL TRUNK SUPPORT HARDWARE

Select a set of hardware below (Section A). Extra links (Section B) may be selected to add 1" of additional depth and adjustability.

4.3 PROTECTIVE COVER (OPTIONAL)

A) SWING AWAY

RIGID

B) EXTRA LINKS

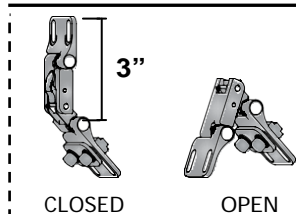
PROTECTIVE LATERAL HARDWARE COVER

UPCHARGE APPLIES

UPCHARGE APPLIES

UPCHARGE APPLIES

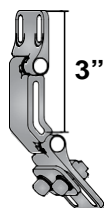
UPCHARGE APPLIES



CLOSED

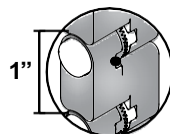
OPEN

LTL-SF	LTR-SF
Left	Right
Extra Left	Extra Right



3"

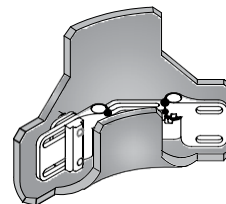
LTL-RF	LTR-RF
Left	Right
Extra Left	Extra Right



1"

EXTRA LINK

LEFT	LT1-LINK	RIGHT	LT1-LINK
1 Extra Link		1 Extra Link	
2 Extra Links		2 Extra Links	
3 Extra Links		3 Extra Links	
4 Extra Links		4 Extra Links	



LT1-PROTECT2			
Left		Right	
Extra Left		Extra Right	

Cover wraps around hardware and closes with hook and loop attachment.

Both hardware styles in Section A are width adjustable.

5 BODILINK HEAD SUPPORT & HARDWARE

Optional

5.1 HEAD SUPPORT PAD STYLE

UPCHARGE APPLIES

Length (L) refers to the actual size dimension of the support from bottom to top edge.

W		Pad Firmness	
L	6W x 3½L	Soft	BL-HSP1-6W3L
		Extra Soft	BL-HSP2-6W3L
L	8W x 4L	Soft	BL-HSP1-8W4L
		Extra Soft	BL-HSP2-8W4L
L	10W x 5L with adjustable wings	Soft	BL-HSP1-10W5L
		Extra Soft	BL-HSP2-10W5L
L	14W x 5L with adjustable wings	Soft	BL-HSP1-14W5L
		Extra Soft	BL-HSP2-14W5L
L	18W x 5L with adjustable wings	Soft	BL-HSP1-18W5L
		Extra Soft	BL-HSP2-18W5L
W			

5.2 PAD COVER MATERIAL

 COMFORT-TEK 	<p>FOR SKIN PROTECTION & SHEAR REDUCTION. NOT FLUID RESISTANT.</p> <p>FOR FLUID PROTECTION & AN EASILY CLEANED SURFACE.</p> <p>FOR AIR TRANSMISSION & HEAT DISSIPATION.</p>
	GlideWear® (GLIDEWEAR)
	Comfort-Tek (COMFORT-TEK)
Stretch-Air (STRETCH-AIR)	

5.3

HEAD SUPPORT HARDWARE

UPCHARGE APPLIES

